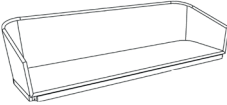






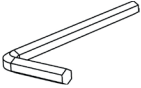


Parts & Hardware

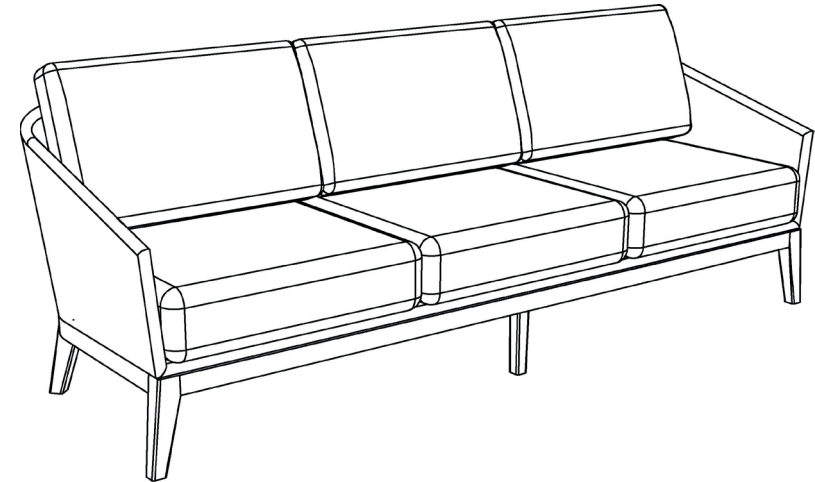
A		x 1 PC
B ¹		x 1 PC
B ²		x 1 PC
C		x 2 PC
D		x 2 PC
E		x 8 PC M6/16 x 2
F		x 8 PC M6 x 50
G		x 1 PC M4 x 60

Garden Trading®

Lynton 3-Seater Sofa Assembly Instructions

Please read through these instructions and ensure they are kept for future reference.
All parts and hardware are listed on the back of this guide.

**WHEN ASSEMBLING THIS PRODUCT PLEASE PLACE PARTS
ON A SOFT SURFACE TO AVOID DAMAGE OR SCRATCHES.**



Care Instructions

Never use abrasive or corrosive cleaning agents on your furniture; in the event of any spills, wipe them immediately with a damp cloth.

Your cushion covers are removable and can be washed on a gentle cycle in cool water.

Avoid positioning your furniture on uneven surfaces.

Whilst suitable for indoor and outdoor use, we recommend storing your furniture inside or undercover to preserve its condition during the winter months.

To avoid fading over time, do not expose your furniture to direct sunlight.

Do not drag your furniture; to move, always lift it.

Do not use power tools to assemble.


Two-person assembly is advised.

Garden Trading®

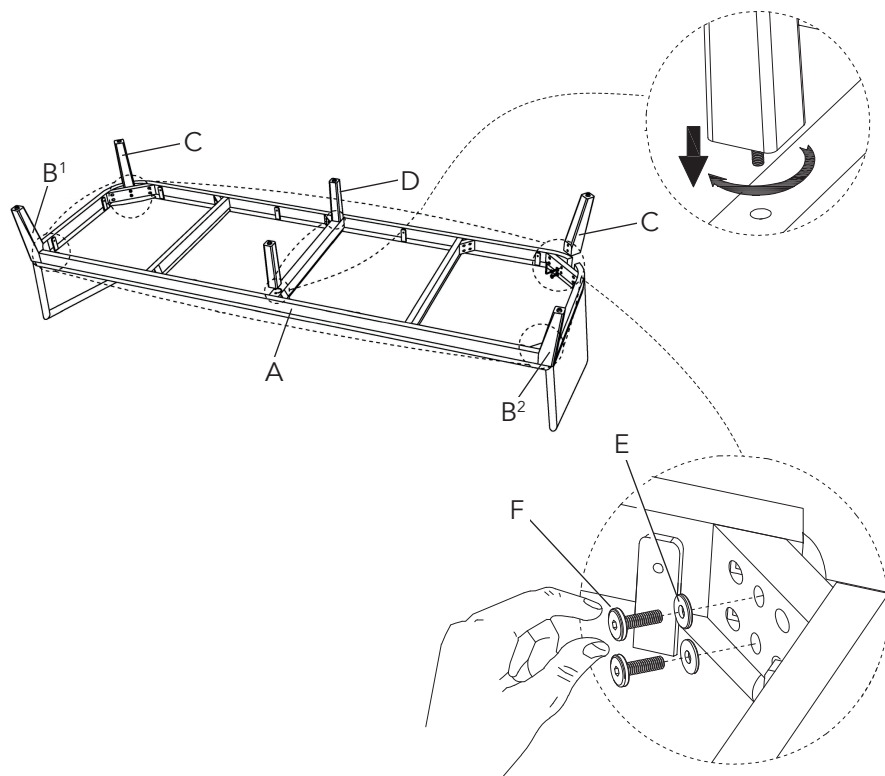
gardentrading.co.uk

customerservices@gardentrading.co.uk

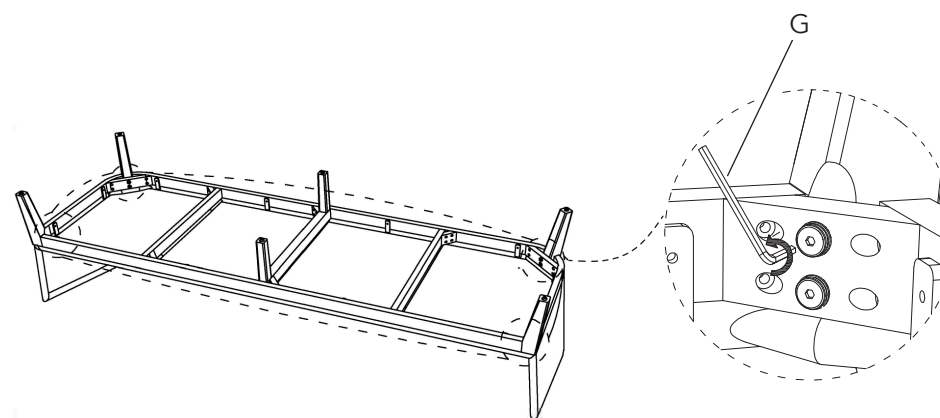
TGTC, Hargreaves Road, Groundwell Industrial Estate, Swindon, SN25 5AZ



①



②



TIGHT 100%



MAX SEATER:
110 KGS