





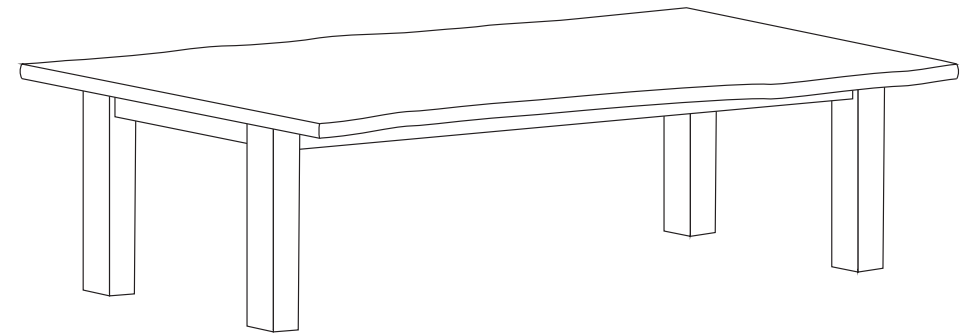
Table Parts & Hardware

A		x 4 PC
B		x 4 PC
C		x 1 PC
D		x 4 PC

Garden Trading®

Hambledon Oak Bench - Natural Assembly Instructions

Please read through these instructions and ensure they are kept for future reference.
All parts and hardware are listed on the back of this guide.



Care Instructions

This product is made from raw oak. Wood is a natural material and natural colour variances may occur.

To prolong the life of your bench, we advise dusting it regularly with a soft, dry cloth.

We recommend keeping your furniture away from heat sources like fireplaces or radiators - plus moisture - to prevent warping.

To preserve its condition and avoid fading over time, avoid exposing your bench to direct sunlight.

Discoloration may occur and cause the wood to crack.

In case of any spillages, immediately wipe up with a soft damp cloth to avoid any stains.

We advise against the use of abrasive or corrosive cleaning agents.

Please do not drag the furniture, we recommend to always lift it to move, avoiding any breakages.

To prevent any damage to your bench, we advise against the use of power tools to assemble.

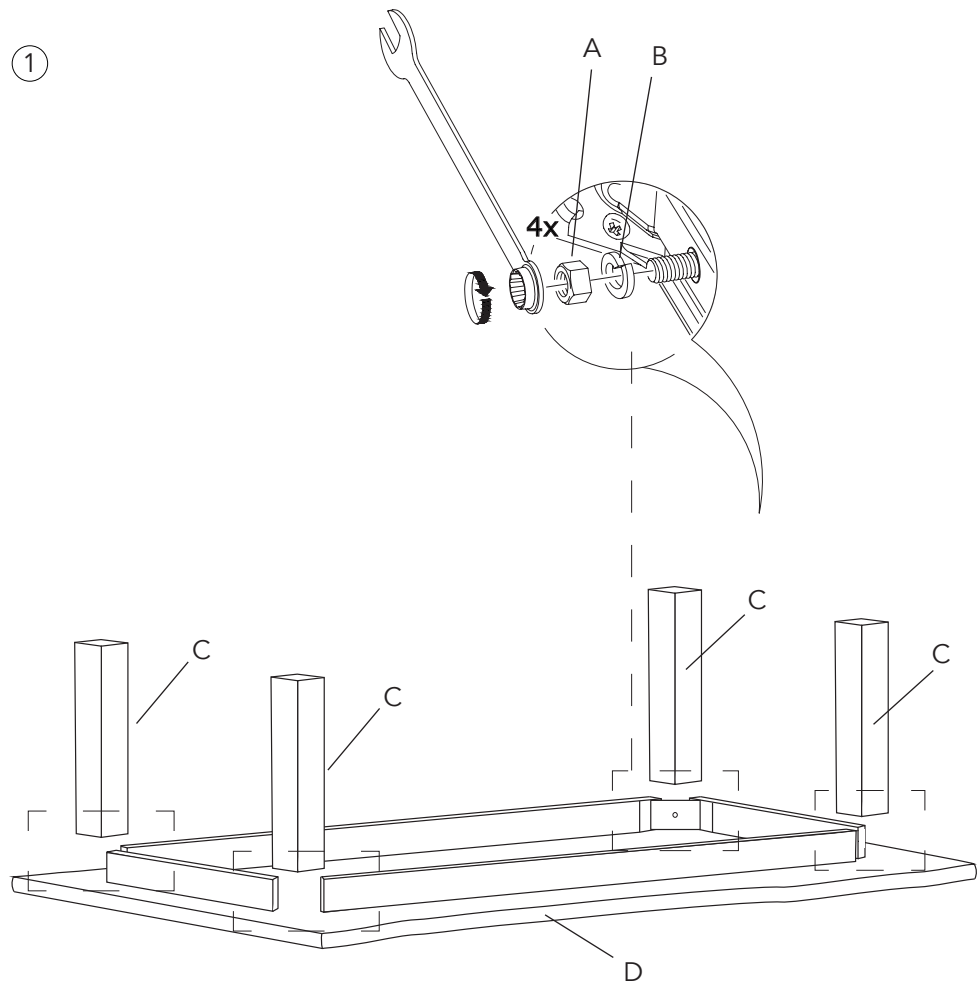
Garden Trading®

gardentrading.co.uk


customerservices@gardentrading.co.uk

Garden Trading, Hargreaves Road, Groundwell Industrial Estate, Swindon, SN25 5AZ

①



②



③

